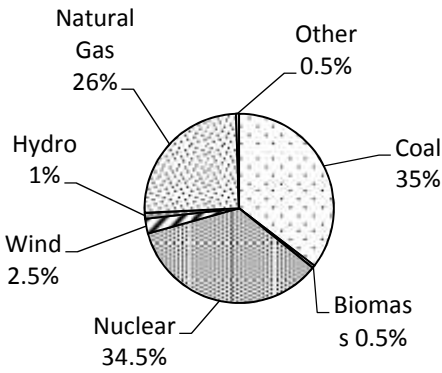
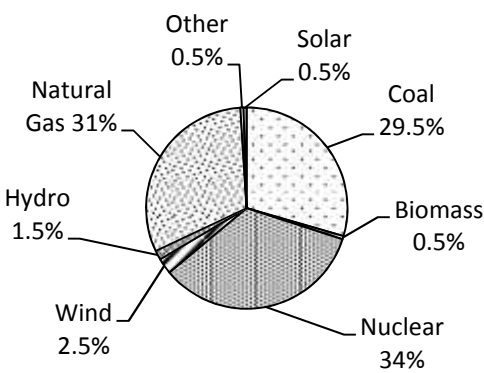
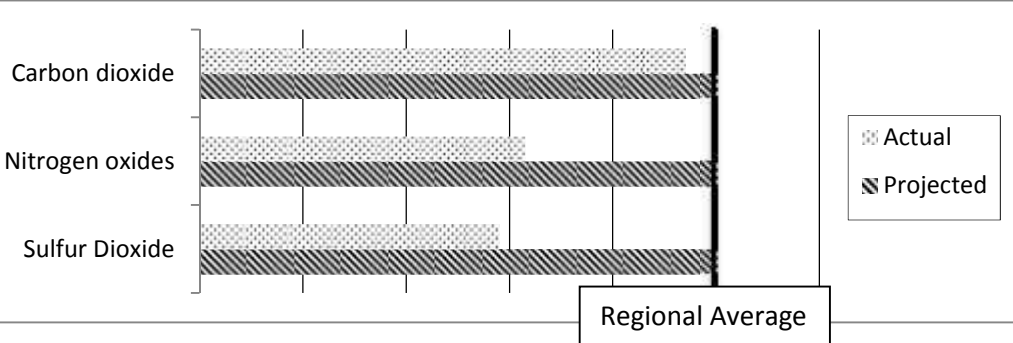


## Environmental Disclosure Information – Quarterly Comparisons

**Constellation NewEnergy, Inc.**

**Projected Data for the 2018 Calendar Year**

**Actual Data for the Period 01/01/18 to 9/30/18**

| <p><b>Generation Resource Mix -</b><br/>A comparison between the sources of generation projected to be used to generate this product and the actual resources used during this period.</p>   | <p><b>Projected</b></p>  <table><caption>Projected Generation Resource Mix</caption><thead><tr><th>Resource</th><th>Percentage</th></tr></thead><tbody><tr><td>Natural Gas</td><td>26%</td></tr><tr><td>Coal</td><td>35%</td></tr><tr><td>Nuclear</td><td>34.5%</td></tr><tr><td>Hydro</td><td>1%</td></tr><tr><td>Wind</td><td>2.5%</td></tr><tr><td>Other</td><td>0.5%</td></tr><tr><td>Biomass</td><td>0.5%</td></tr></tbody></table>  | Resource       | Percentage                    | Natural Gas | 26%                           | Coal           | 35%              | Nuclear                     | 34.5%                         | Hydro           | 1%                | Wind      | 2.5%                          | Other          | 0.5%            | Biomass     | 0.5%                   | <p><b>Actual</b></p>  <table><caption>Actual Generation Resource Mix</caption><thead><tr><th>Resource</th><th>Percentage</th></tr></thead><tbody><tr><td>Natural Gas</td><td>31%</td></tr><tr><td>Coal</td><td>29.5%</td></tr><tr><td>Nuclear</td><td>34%</td></tr><tr><td>Hydro</td><td>1.5%</td></tr><tr><td>Wind</td><td>2.5%</td></tr><tr><td>Other</td><td>0.5%</td></tr><tr><td>Biomass</td><td>0.5%</td></tr></tbody></table> | Resource        | Percentage | Natural Gas      | 31% | Coal | 29.5% | Nuclear | 34% | Hydro | 1.5% | Wind | 2.5% | Other | 0.5% | Biomass | 0.5% |
|--|--|----------------|-------------------------------|-------------|-------------------------------|----------------|------------------|-----------------------------|-------------------------------|-----------------|-------------------|-----------|-------------------------------|----------------|-----------------|-------------|------------------------|--|-----------------|------------|------------------|-----|------|-------|---------|-----|-------|------|------|------|-------|------|---------|------|
| Resource   | Percentage   |                |                               |             |                               |                |                  |                             |                               |                 |                   |           |                               |                |                 |             |                        |  |                 |            |                  |     |      |       |         |     |       |      |      |      |       |      |         |      |
| Natural Gas  | 26%  |                |                               |             |                               |                |                  |                             |                               |                 |                   |           |                               |                |                 |             |                        |  |                 |            |                  |     |      |       |         |     |       |      |      |      |       |      |         |      |
| Coal   | 35%  |                |                               |             |                               |                |                  |                             |                               |                 |                   |           |                               |                |                 |             |                        |  |                 |            |                  |     |      |       |         |     |       |      |      |      |       |      |         |      |
| Nuclear  | 34.5%  |                |                               |             |                               |                |                  |                             |                               |                 |                   |           |                               |                |                 |             |                        |  |                 |            |                  |     |      |       |         |     |       |      |      |      |       |      |         |      |
| Hydro  | 1%   |                |                               |             |                               |                |                  |                             |                               |                 |                   |           |                               |                |                 |             |                        |  |                 |            |                  |     |      |       |         |     |       |      |      |      |       |      |         |      |
| Wind   | 2.5%   |                |                               |             |                               |                |                  |                             |                               |                 |                   |           |                               |                |                 |             |                        |  |                 |            |                  |     |      |       |         |     |       |      |      |      |       |      |         |      |
| Other  | 0.5%   |                |                               |             |                               |                |                  |                             |                               |                 |                   |           |                               |                |                 |             |                        |  |                 |            |                  |     |      |       |         |     |       |      |      |      |       |      |         |      |
| Biomass  | 0.5%   |                |                               |             |                               |                |                  |                             |                               |                 |                   |           |                               |                |                 |             |                        |  |                 |            |                  |     |      |       |         |     |       |      |      |      |       |      |         |      |
| Resource   | Percentage   |                |                               |             |                               |                |                  |                             |                               |                 |                   |           |                               |                |                 |             |                        |  |                 |            |                  |     |      |       |         |     |       |      |      |      |       |      |         |      |
| Natural Gas  | 31%  |                |                               |             |                               |                |                  |                             |                               |                 |                   |           |                               |                |                 |             |                        |  |                 |            |                  |     |      |       |         |     |       |      |      |      |       |      |         |      |
| Coal   | 29.5%  |                |                               |             |                               |                |                  |                             |                               |                 |                   |           |                               |                |                 |             |                        |  |                 |            |                  |     |      |       |         |     |       |      |      |      |       |      |         |      |
| Nuclear  | 34%  |                |                               |             |                               |                |                  |                             |                               |                 |                   |           |                               |                |                 |             |                        |  |                 |            |                  |     |      |       |         |     |       |      |      |      |       |      |         |      |
| Hydro  | 1.5%   |                |                               |             |                               |                |                  |                             |                               |                 |                   |           |                               |                |                 |             |                        |  |                 |            |                  |     |      |       |         |     |       |      |      |      |       |      |         |      |
| Wind   | 2.5%   |                |                               |             |                               |                |                  |                             |                               |                 |                   |           |                               |                |                 |             |                        |  |                 |            |                  |     |      |       |         |     |       |      |      |      |       |      |         |      |
| Other  | 0.5%   |                |                               |             |                               |                |                  |                             |                               |                 |                   |           |                               |                |                 |             |                        |  |                 |            |                  |     |      |       |         |     |       |      |      |      |       |      |         |      |
| Biomass  | 0.5%   |                |                               |             |                               |                |                  |                             |                               |                 |                   |           |                               |                |                 |             |                        |  |                 |            |                  |     |      |       |         |     |       |      |      |      |       |      |         |      |
| <p><b>Environmental Characteristics–</b><br/><br/>A description of the characteristics associated with each possible generation resource.</p>  | <table><tr><td>Biomass Power</td><td>Air Emissions and Solid Waste</td></tr><tr><td>Coal Power</td><td>Air Emissions and Solid Waste</td></tr><tr><td>Hydro Power</td><td>Wildlife Impacts</td></tr><tr><td>Natural Gas Power</td><td>Air Emissions and Solid Waste</td></tr><tr><td>Nuclear Power</td><td>Radioactive Waste</td></tr><tr><td>Oil Power</td><td>Air Emissions and Solid Waste</td></tr><tr><td>Other Sources</td><td>Unknown Impacts</td></tr><tr><td>Solar Power</td><td>No Significant Impacts</td></tr><tr><td>Unknown Purchased Resources</td><td>Unknown Impacts</td></tr><tr><td>Wind Power</td><td>Wildlife Impacts</td></tr></table> | Biomass Power  | Air Emissions and Solid Waste | Coal Power  | Air Emissions and Solid Waste | Hydro Power    | Wildlife Impacts | Natural Gas Power           | Air Emissions and Solid Waste | Nuclear Power   | Radioactive Waste | Oil Power | Air Emissions and Solid Waste | Other Sources  | Unknown Impacts | Solar Power | No Significant Impacts | Unknown Purchased Resources  | Unknown Impacts | Wind Power | Wildlife Impacts |     |      |       |         |     |       |      |      |      |       |      |         |      |
| Biomass Power  | Air Emissions and Solid Waste  |                |                               |             |                               |                |                  |                             |                               |                 |                   |           |                               |                |                 |             |                        |  |                 |            |                  |     |      |       |         |     |       |      |      |      |       |      |         |      |
| Coal Power   | Air Emissions and Solid Waste  |                |                               |             |                               |                |                  |                             |                               |                 |                   |           |                               |                |                 |             |                        |  |                 |            |                  |     |      |       |         |     |       |      |      |      |       |      |         |      |
| Hydro Power  | Wildlife Impacts   |                |                               |             |                               |                |                  |                             |                               |                 |                   |           |                               |                |                 |             |                        |  |                 |            |                  |     |      |       |         |     |       |      |      |      |       |      |         |      |
| Natural Gas Power  | Air Emissions and Solid Waste  |                |                               |             |                               |                |                  |                             |                               |                 |                   |           |                               |                |                 |             |                        |  |                 |            |                  |     |      |       |         |     |       |      |      |      |       |      |         |      |
| Nuclear Power  | Radioactive Waste  |                |                               |             |                               |                |                  |                             |                               |                 |                   |           |                               |                |                 |             |                        |  |                 |            |                  |     |      |       |         |     |       |      |      |      |       |      |         |      |
| Oil Power  | Air Emissions and Solid Waste  |                |                               |             |                               |                |                  |                             |                               |                 |                   |           |                               |                |                 |             |                        |  |                 |            |                  |     |      |       |         |     |       |      |      |      |       |      |         |      |
| Other Sources  | Unknown Impacts  |                |                               |             |                               |                |                  |                             |                               |                 |                   |           |                               |                |                 |             |                        |  |                 |            |                  |     |      |       |         |     |       |      |      |      |       |      |         |      |
| Solar Power  | No Significant Impacts   |                |                               |             |                               |                |                  |                             |                               |                 |                   |           |                               |                |                 |             |                        |  |                 |            |                  |     |      |       |         |     |       |      |      |      |       |      |         |      |
| Unknown Purchased Resources  | Unknown Impacts  |                |                               |             |                               |                |                  |                             |                               |                 |                   |           |                               |                |                 |             |                        |  |                 |            |                  |     |      |       |         |     |       |      |      |      |       |      |         |      |
| Wind Power   | Wildlife Impacts   |                |                               |             |                               |                |                  |                             |                               |                 |                   |           |                               |                |                 |             |                        |  |                 |            |                  |     |      |       |         |     |       |      |      |      |       |      |         |      |
| <p><b>Air Emissions –</b><br/><br/>Product-specific projected and actual air emissions for this period compared to the regional average air emissions.</p>   |  <table><caption>Air Emissions Comparison</caption><thead><tr><th>Pollutant</th><th>Actual</th><th>Projected</th><th>Regional Average</th></tr></thead><tbody><tr><td>Carbon dioxide</td><td>~85%</td><td>~95%</td><td>~95%</td></tr><tr><td>Nitrogen oxides</td><td>~55%</td><td>~95%</td><td>~95%</td></tr><tr><td>Sulfur Dioxide</td><td>~55%</td><td>~95%</td><td>~95%</td></tr></tbody></table>   | Pollutant      | Actual                        | Projected   | Regional Average              | Carbon dioxide | ~85%             | ~95%                        | ~95%                          | Nitrogen oxides | ~55%              | ~95%      | ~95%                          | Sulfur Dioxide | ~55%            | ~95%        | ~95%                   |  |                 |            |                  |     |      |       |         |     |       |      |      |      |       |      |         |      |
| Pollutant  | Actual   | Projected      | Regional Average              |             |                               |                |                  |                             |                               |                 |                   |           |                               |                |                 |             |                        |  |                 |            |                  |     |      |       |         |     |       |      |      |      |       |      |         |      |
| Carbon dioxide   | ~85%   | ~95%           | ~95%                          |             |                               |                |                  |                             |                               |                 |                   |           |                               |                |                 |             |                        |  |                 |            |                  |     |      |       |         |     |       |      |      |      |       |      |         |      |
| Nitrogen oxides  | ~55%   | ~95%           | ~95%                          |             |                               |                |                  |                             |                               |                 |                   |           |                               |                |                 |             |                        |  |                 |            |                  |     |      |       |         |     |       |      |      |      |       |      |         |      |
| Sulfur Dioxide   | ~55%   | ~95%           | ~95%                          |             |                               |                |                  |                             |                               |                 |                   |           |                               |                |                 |             |                        |  |                 |            |                  |     |      |       |         |     |       |      |      |      |       |      |         |      |
| <p><b>Radioactive Waste –</b><br/><br/>Radioactive waste associated with the product.</p>  | <table><tr><th>Type:</th><th colspan="2">Quantity:</th></tr><tr><td>High-Level Radioactive Waste</td><td>Unknown</td><td>Lbs./1,000 kWh</td></tr><tr><td>Low-Level Radioactive Waste</td><td>Unknown</td><td>Ft³/1,000 kWh</td></tr></table>   | Type:          | Quantity:                     |             | High-Level Radioactive Waste  | Unknown        | Lbs./1,000 kWh   | Low-Level Radioactive Waste | Unknown                       | Ft³/1,000 kWh   |                   |           |                               |                |                 |             |                        |  |                 |            |                  |     |      |       |         |     |       |      |      |      |       |      |         |      |
| Type:  | Quantity:  |                |                               |             |                               |                |                  |                             |                               |                 |                   |           |                               |                |                 |             |                        |  |                 |            |                  |     |      |       |         |     |       |      |      |      |       |      |         |      |
| High-Level Radioactive Waste   | Unknown  | Lbs./1,000 kWh |                               |             |                               |                |                  |                             |                               |                 |                   |           |                               |                |                 |             |                        |  |                 |            |                  |     |      |       |         |     |       |      |      |      |       |      |         |      |
| Low-Level Radioactive Waste  | Unknown  | Ft³/1,000 kWh  |                               |             |                               |                |                  |                             |                               |                 |                   |           |                               |                |                 |             |                        |  |                 |            |                  |     |      |       |         |     |       |      |      |      |       |      |         |      |
| <p>With in-depth analysis, the environmental characteristics of any form of electric generation will reveal benefits as well as costs. For further information, contact Constellation at <a href="http://www.constellation.com">www.constellation.com</a> or by phone at 855-465-1244.</p> |  |                |                               |             |                               |                |                  |                             |                               |                 |                   |           |                               |                |                 |             |                        |  |                 |            |                  |     |      |       |         |     |       |      |      |      |       |      |         |      |